

E-Teacher 2.0 assignment – Topic 3

Introduction / description

In this exercise I will work with the outline given in the description of topic 2 – Socialize and interact. Firstly I will spare you any philosophizing on my part on this subject. Walking into this topic I have to admit that I was quite skeptical of the usefulness of social media. I know it can be used to stay in contact with old friends and colleagues, but could it be used in the realm of teaching – I had my doubts.

Topic 3 – Socialize and interact

I do not use social networks or any other kind of virtual socialization in my teaching. In fact I would have to admit that the use of Facebook is one of the largest sources of distractions with my students. With that realization I have casted mainly Facebook as my main enemy.

For this assignment have chosen some of my first year students, which are between 16-18 years of age. My reasoning for this is that they have been introduced to computers and the practices of our school, but haven't lost their fondness of trying new tools and practices. The class I've chosen are already part of an IT experiment at school. They have all been provided with a MacBook Pro and a portable music player with video recording capability, and a software package that give them basic word-processing, image and video-editing, and presentation software.

The experiment

In the week before Easter I could see a natural opportunity for my students to work from home. They are currently working with HTML and CSS code. Many of them have difficulties with the actual design of webpages. They know the basic codes and they have copied my designs, and worked them into their own. Unfortunately they haven't created anything new that significantly differs from what I've made or the basic designs they started with. I therefor decided that a day at home designing a webpage with Photoshop was in order.

The week before the lecture, I instructed them to create a Google plus (G+) account, and add me as a contact in one of their circles. I would then add them to a special circle for their class. This gave me the ability to target them specifically, and not spam the other contacts on my G+ account.

The program for the day was the following:

- | | |
|-------------|--|
| 10-11:50 | • I would be online to help solve any technical problems with creating G+ accounts, and installing the latest Adobe Photoshop CS6 – beta. |
| 11:50-14:30 | • The students would confirm that they are present by replying to a post.
• After checking in, they should work with designing in Photoshop.
• During the lecture I would invite groups of students to hangouts where we would discuss their resent hand in. |
| 14:30 | • They post their designs and afterwards fill out a questioner |
| 14:40 | • done for the day |

As a technical backup I've instructed them to contact me by Skype, but only if anything else failed.

Results

Technical difficulties:

First of all, there were a fair amount of technical difficulties. I did not specify where the students could work from. This meant that some of them choose to work together.

Secondly many of the students are avid users of Facebook, and in certain areas G+ differs significantly. This gave me a lot of support work before the lectures.

Thirdly – internet connection. I expected that all of the students would be connected to the internet by a broadband connection. But two of the students, which by chance choose to work together, ended up using a cellphone accesspoint – which eliminated the possibility of video and voice chat.

Participation:

Even with my carefully planned requirements some of the students choose not to participate. My requirements where quite simple: 1. Check in 2. Post your work 3. Answer the questioner.

Results:

Most of the students worked very active with their designs – and have to some extent improved their original work.

My evaluation did not go well, the hangout feature of G+ are brilliant, but requires quite a lot of internet bandwidth, which isn't a problem here, but an obvious problem at the students. I therefore decided to forego on the discussion of their hand in.

Towards the end of the session the most remarkable thing in this session happened. Once the students uploaded their designs, the other students started commenting and critiquing on the design, and in some instances this resulted in a redesign. This was not my intention with this session, but a very pleasant surprise.

Student evaluation

In the final week of the project, the students were given a survey where they were asked to answer questions about Google Docs and office software in general. The complete survey have been attached this document as appendix 1.

In the survey I try to push the students to think critically about Google Docs, which is done by asking questions that may not directly be relevant to collaboration. I will mix and match the questions and answers, and please be aware of the mix in languages the survey is in Danish I will translate if necessary.

Questions

Your experience / use of social media

Which social media do you use the most?

Facebook	13	87%
Twitter	7	47%
Reddit	0	0%
Digg	0	0%
Myspace	0	0%
YouTube	6	40%
Flickr	1	7%
Google+	6	40%
I don't use social media	0	0%
Other	2	13%

How often do you use social media?

More than 24 times a day	7	47%
10 - 23 times a day	3	20%
1 - 9 times a day	4	27%
1 - 7 times a week	1	7%
1 - 3 times a month	0	0%
Less than once a month	0	0%

Education

Have you used social media within your education?

Yes	14	93%
No	1	7%

Which social media have you used in the lectures?

Facebook	4	29%
Twitter	3	21%
Reddit	0	0%
Digg	0	0%
Myspace	0	0%
YouTube	7	50%
Flickr	2	14%
Google+	11	79%
Other	4	29%

Use of Google +

- Evaluate today's use of Google +

Estimate what Google + added to the education

Made it easier to get help from the teacher	6	40%
It was easier to help each other	6	40%
More freedom	13	87%
Nothing	0	0%
Made it more difficult than traditional education	2	13%

Evaluate this form of education

Makes it more interesting	9	60%
Nothing other than I can work at home	1	7%
Gives me the possibility to involve me more, given that I have to work alone	5	33%
More challenging, given that I have to work alone	0	0%
Didn't get enough help, the teacher was occupied helping others	0	0%
Other	0	0%

On a scale from 1-7, evaluate how much you got out of these lectures

1 – a bit	0	0%
2	0	0%
3	1	7%
4	0	0%
5	4	27%
6	5	33%
7 – a lot	5	33%

Full set of results can be seen in appendix 2.

Interpretation of the survey

Looking at the survey it's quite easy to see that the students are heavy social network users. Facebook are used by 87 % of the students. It surprised me that 47% of the students uses twitter, given the exposure of this network haven't been as massive as Facebook. Lastly 40% of them had already tried Google+, this number seem strange to me, given that only one of the students showed any knowledge of circles etc. The next question underlines that students are heavy social network users. 94% visit social networks more than once a day, and 67% more than ten times a day.

The next questions I have my doubt about. I know for a fact that they have used social networks in their classes, but I also know that they haven't used Facebook as a direct part of their lectures. I therefore think that the list of which networks is wrong. Facebook, Google +, and Twitter haven't been used in their lectures, and I can therefor only conclude that they think of what they may have used during lectures, not what they have been instructed to use. Looking at the personal answers, their comments reflect this.

When looking at what they think of Google + and the lectures we used it in, I can see an overwhelming positive response. Only two students think it makes it more difficult, the rest are positive. When asked for a reflection of this type of lectures, only one sees it as a possibility to work at home and nothing else. Nine respond that this kinds of lectures are more interesting - which is good, but this might be because it's new and a break from traditional lectures.

Lastly their grading of the lectures shows that all but one did get more than average out of the lectures.

Conclusion

In conclusion I would say this introduction and test of G+ was a success.

I'm personally surprised of how smooth it went. My preparation of the lectures where more time consuming than traditional lectures, but this might be that it's the first time I've used G+ in lectures. The two hours I spent helping setting up G+ and adding the students to correct circles are again a onetime investment, and would be much easier the second time I use it in a class.

There are however some technical difficulties using G+. Theoretically I could create a hangout where all students participated. Here I could instruct them in what was to happen in the lectures. This would create bandwidth problems, as standard G+ hangout activates video- and voice chat. A way around this could be to record a video, upload it to YouTube, and link to it, and run the lecture asynchronous. This would mean that within the lecture timeframe I would then be available to answer questions.

I best surprise I got in this session, was when students started to critiquing each other's designs. This gave a new dimension to my lecture. Usually when I ask for comments to a student presentation, the class is completely still.

I'm sure that this session is only the first of many where I use G+ as a part of the lectures.

Didactic planning for a learning session involving Web 2.0	
Education	<ul style="list-style-type: none"> What kind of education is the session related to? <i>Teaching sessions and subsequent personal work.</i> <i>I've chosen students from the first year, in the subject communication and information technology.</i>
Aim	<ul style="list-style-type: none"> What is the general aim of the session? <i>The aim was to introduce the students to Google +</i> What is the aim of the web 2.0 aspect? <i>To show the students that social networks can be used to more than casual chat.</i>
Learning preconditions	<ul style="list-style-type: none"> Who are the target group? <i>Student at 1st class at a technical gymnasium (high school level)</i> How are their learning preconditions in general? <i>They all have laptops, access to internet. They are used to work in groups and for this class specifically; have a software package that allows them to work with video and audio</i>
Content	<ul style="list-style-type: none"> What is the specific content? <i>Introduction to Google +, and the requirement for them post work, replying and creating posts to circles. I likewise aimed to show them the hangout feature (screensharing, video chat, etc.)</i>
Timeframe	<ul style="list-style-type: none"> What is the duration of this session? <i>4 lectures and preparation</i> How long do you expect the students to work with the web 2.0 aspects? <i>During the session and hopefully also after that.</i>
Learning process: Workflow	<ul style="list-style-type: none"> What is the general workflow in this session? <i>The students are working with an assignment, while teachers are coaching them. IE. They listen to my introduction and see my examples. If help needed they contact me.</i> Does the web 2.0 aspect support specific learning styles? <i>The students are used to work in teams, but in this session I aimed to have them to share, read instruction and interact with each other over a social network.</i> What other parts of the education does this session's workflow have to coincide with? <i>The students work with parts of their ordinary curriculum</i>
Learning process: Role of the participants	<ul style="list-style-type: none"> How do the students act in this session? <i>The students were very positive about Google +, and used it to post comments, critique and question up to a few days after the session.</i> How are the students organised?

	<i>They were supposed to individually, but a few of them worked together.</i>
The teachers function	<ul style="list-style-type: none"> • How does the teacher act in this session? <i>Primarily as coach</i> • Is the web 2.0 aspect teacher-dependent or are the students able to work through it by themselves? Does the web 2.0 aspect require an introduction? Does the teacher evaluate the work of the students? <i>I instructed them to use Google + and helped them if problem arose, with Skype as a backup.</i>
Resources	<ul style="list-style-type: none"> • What supplemental learning resources are available to the students? <i>None other than guides they can find on the internet or help from me.</i>
Evaluation	<ul style="list-style-type: none"> • How are the students evaluated in this session? <i>I make them answer a short survey, which is evaluated in this document.</i> • How is the web 2.0 aspect evaluated? <i>By the survey, and possibly by the future use of Google +</i>

Brug af IT - Sociale Medier i undervisningen

eTeacher 2.0 spørgeskema



Din erfaring / brug af sociale medier

Hvilke sociale medier benytter du dig oftest af *

- ☐ Facebook
- ☐ Twitter
- ☐ Reddit
- ☐ digg
- ☐ myspace
- ☐ YouTube (sociale del)
- ☐ flickr
- ☐ Google +
- ☐ Bruger ikke sociale medier
- ☐ Andet:

Slet

Hvor ofte bruger du sociale medier? *

- ☐ Mere end 24 gange om dagen
- ☐ 10 - 23 gange om dagen
- ☐ 1 - 9 gange om dagen
- ☐ 1 - 7 gange om ugen
- ☐ 1 - 3 gang om måneden
- ☐ mindre end 1 gang om måneden

Undervisning

Har du brugt sociale medier i undervisningen? *

Har du brugt sociale medier i undervisningen, før disse lektioner?

- ☐ Ja
- ☐ Nej

Side 2

Efter side 1

Gå til side 1 (Brug af IT - Sociale Medier i undervisningen)

Bemærk: Valg af "Gå til side" tilsidesætter denne navigation. [Få flere oplysninger.](#)

Har brugt sociale medier i undervisningen

Hvilke sociale har du brugt i undervisningen? *

- ☐ Facebook
- ☐ Twitter
- ☐ Reddit
- ☐ digg
- ☐ myspace
- ☐ YouTube
- ☐ flickr
- ☐ Google +
- ☐ Andet:

Hvad brugte du de sociale medier til? *



Side 3

Efter side 2 Fortsat til næste side

Brug af Google +

Evaluer dagens brug af Google+

Vurder hvad Google + tilføjede til undervisningen *

- ☐ Gjorde det nemmere at få hjælp af læreren
- ☐ Det var nemmere at hjælpe hinanden
- ☐ Mere frihed
- ☐ Intet
- ☐ Gjorde det mere besværlig end normal undervisning

Vurder denne arbejdsform frem for traditionel undervisning *

Vælg det udsagn der passer bedst

- ☐ Gør det mere interessant
- ☐ Ændre ikke noget, andet end jeg kan arbejde hjemme
- ☐ Giver mig mulighed for at fordybe mig mere, når jeg nu er tvunget til at arbejde selv
- ☐ Mere udfordrende, da jeg skal arbejde selvstændigt
- ☐ Fik ikke nok hjælp, da læren var optaget med andre
- ☐ Andet:

På en skal fra 1 - 7, vurder hvor meget du fik ud af disse lektioner *

1 2 3 4 5 6 7

Lidt ☐ ☐ ☐ ☐ ☐ ☐ ☐ Meget

Afslutningsvist - skriv venligst hvordan du mener disse lektioner kunne have forgået bedre gennem Google + *



Tak

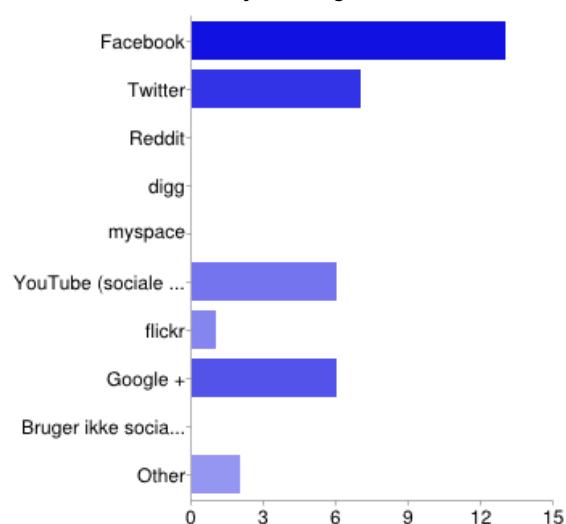
Tak for din besvarelse. Jeg kan desværre ikke udlodde nogen præmier, men jeg håber I får en god påskeferie i næste uge :)

Tak

Oversigt [Se komplette svar](#)

Din erfaring / brug af sociale medier

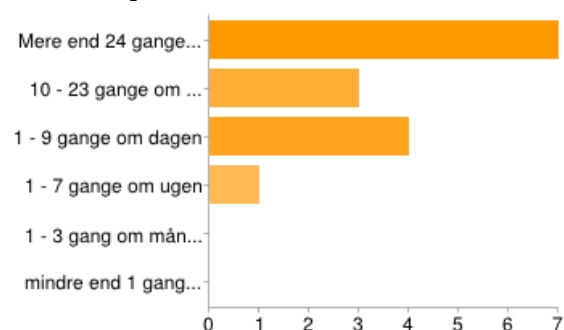
Hvilke sociale medier benytter du dig oftest af



Facebook	13	87%
Twitter	7	47%
Reddit	0	0%
digg	0	0%
myspace	0	0%
YouTube (sociale del)	6	40%
flickr	1	7%
Google +	6	40%
Bruger ikke sociale medier	0	0%
Other	2	13%

Der kan vælges flere afkrydsningsfelter, så der kan tilføjes procenter på op til mere end 100 %

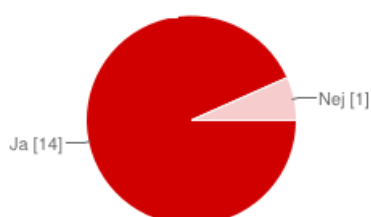
Hvor ofte bruger du sociale medier?



Mere end 24 gange om dagen	7	47%
10 - 23 gange om dagen	3	20%
1 - 9 gange om dagen	4	27%
1 - 7 gange om ugen	1	7%
1 - 3 gang om måneden	0	0%
mindre end 1 gang om måneden	0	0%

Undervisning

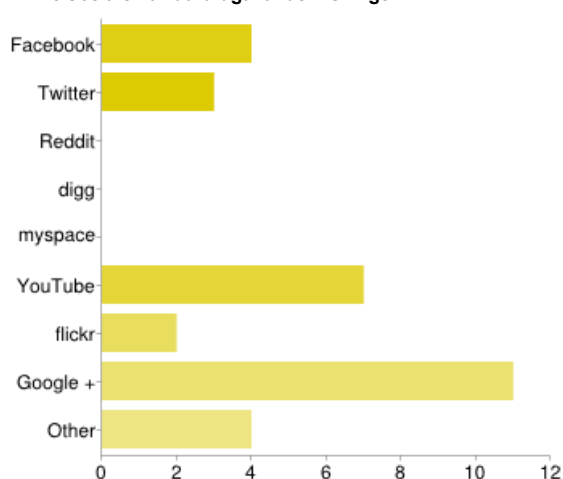
Har du brugt sociale medier i undervisningen?



Ja	14	93%
Nej	1	7%

Har brugt sociale medier i undervisningen

Hvilke sociale har du brugt i undervisningen?



Facebook	4	29%
Twitter	3	21%
Reddit	0	0%
digg	0	0%
myspace	0	0%
YouTube	7	50%
flickr	2	14%
Google +	11	79%
Other	4	29%

Der kan vælges flere afkrydsningsfelter, så der kan tilføjes procenter på op til mere end 100 %

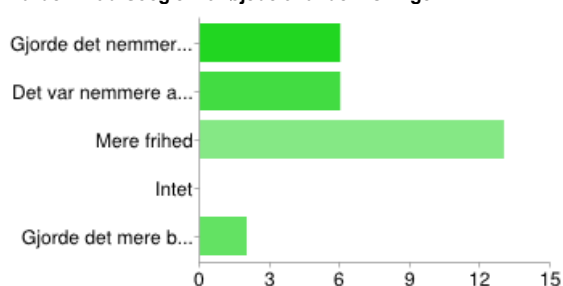
Hvad brugte du de sociale medier til?

Kommunikere med folk, som f.eks. venner og nær bekendte. Til at snakke med andre fra klassen og med Torsten(Lærer) til at komme i kontakt med min gruppe... Har brugt sociale medier til, gruppe samtaler, deling (film, billeder og tekst) og til virtuel undervisning. Kom/it projekt Skole arbejde skolebrug hjemme fra og nemmere håndtering af opgaver jeg bruger facebook, til at kommunikere med mine venner og at holde min venskab tæt. jeg bruger det også blandt andet til, at se hvad mine venner går rundt og laver. Til hjemmeundervisning. til at få hjælp af vores lære og hjemme undervisning Til at indsam ...

Brug af Google +

Evaluer dagens brug af Google+

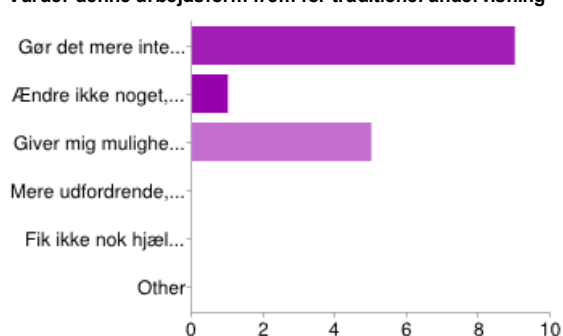
Vurder hvad Google + tilføjede til undervisningen



Gjorde det nemmere at få hjælp af læreren	6	40%
Det var nemmere at hjælpe hinanden	6	40%
Mere frihed	13	87%
Intet	0	0%
Gjorde det mere besværlig end normal undervisning	2	13%

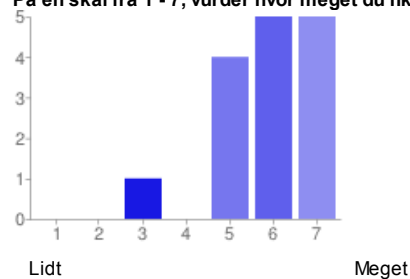
Der kan vælges flere afkrydsningsfelter, så der kan tilføjes procenter på op til mere end 100 %

Vurder denne arbejdsform frem for traditionel undervisning



Gør det mere interessant	9	6
Ændre ikke noget, andet end jeg kan arbejde hjemme	1	
Giver mig mulighed for at fordybe mig mere, når jeg nu er tvunget til at arbejde selv	5	3
Mere udfordrende, da jeg skal arbejde selvstændigt	0	
Fik ikke nok hjælp, da læren var optaget med andre	0	
Other	0	

På en skal fra 1 - 7, vurder hvor meget du fik ud af disse lektioner



1 - Lidt	0	0%
2	0	0%
3	1	7%
4	0	0%
5	4	27%
6	5	33%
7 - Meget	5	33%

Afslutningsvist - skriv venligst hvordan du mener disse lektioner kunne have forgået bedre gennem Google +

Jeg synes at Google + er en fed måde at snakke/kommunikere med hinanden på. Det gør også at man har mere vilje til at få lavet tingene end det kan være efter 8 timer i skole. Jeg synes at det hele gik rigtigt fin, når man lige var inde i Google +. Det man kunne gøre bedre, var hvis man før lektionerne, havde haft et lyn kursus i google +. Jeg mener ikke at det kunne blive bedre, det er ikke noget man kender så meget til og er derfor lidt besværligt, men det er fint at man kan se hvad andre har lavet og sådan. Synes det fungerede meget godt, og var også dejlig med hjemme undervisning, meget nem ...

Tak

Tak for din besvarelse. Jeg kan desværre ikke udlodde nogen præmier, men jeg håber I får en god påskeferie i næste uge :) Tak

Antal daglige svar

